



Emergency Ballasts

Linear Fluorescent

LP550



Project: _____
Type: _____
Model No: _____ Qty: _____
Date: _____
Notes: _____

Low-Profile for Space-Limited Fixtures
Standard and HO T5 and T8 Lamps
End-of-Lamp-Life Compatible

Product order number: LP550M (galvanized metal case)

Specifications

UL LISTED

Factory or Field Installation
(Indoor and Damp)

Illumination Time

90 Minutes

Initial Light Output

390 - 700 Lumens @ 25°C

Full Warranty

5 Years (NOT pro-rata)

Dual Input Voltage

120/277 VAC, 60 Hz

AC Input Current

190 mA

AC Input Power Rating

2.6 Watts

Test Switch

Single Pole

Battery

High-Temperature, Maintenance-Free
Nickel-Cadmium Battery
7- to 10-Year Life Expectancy

Battery Charging Current

165 mA

Recharge Time

24 Hours

Charging Indicator Light

LED

Temperature Rating (Ambient)

0°C to +50°C (32°F to 122°F)

Dimensions

18.5" x 1.18" x 1.18"
(470 mm x 30 mm x 30 mm)
Mounting Center 18.1" (460 mm)

Weight

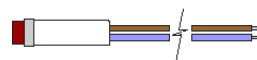
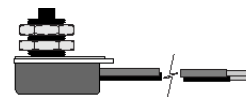

2.3 lbs. (1.0 kg)

Benefits:

- Low Profile case
- Emergency mode lumen output up to 700 lumens
- End-of-Lamp-Life Compatible

Dimensions

18.5" x 1.18" x 1.18" (mounting center - 18.1")



A test switch and charging indicator light is provided.



LP550

Flourescent Emergency Ballast, Low-Profile for Space-Limited Fixtiures

Table 1 Lamp Compatibility

LAMP DIAMETER	BASE	WATTAGE (Length)	NO. of LAMPS (EMERGENCY)
T5/HO	Miniature Bipin	24-54 W (2'-4')	1
T5	Miniature Bipin	21-28 W (2'-4')	1
Long Compact	4-pin (2G11)	36-55 W	1
T8	Bipin	32 W (4')	1
		40 W (5')	1
T8/HO	Bipin	44 W (4')	1

Table 2 Initial Lumen Output

LAMP	LUMENS
	1 Lamp
FP54, F54T5/HO	700
FP39, F39T5/HO	620
FP24, F24T5/HO	390
FP28, F28T5	700
FP21, F21T5	620
F32T8, (4')	635
F40T8 (5')	570
F40T8/HO (4', 44 W)	470
PL-L 50W, F50BX/RS, Dulux L 55W	510
PL-L 40W, F40/30BX, Dulux L 40W	625
PL-L 36W, F39/36BX, Dulux L 36W	610

APPLICATION

The LP550 low-profile emergency ballast works in conjunction with a low-profile or standard-size AC ballast to convert new or existing standard or high-output T5 fluorescent fixtures into unobtrusive emergency lighting. The emergency ballast consists of a high-temperature nickel-cadmium battery, charger and electronic circuitry in one compact case. The LP550 can be used with one 21 - 28 W standard or 24 - 54 W high-output T5 (2'-4'); one 32 W (4'), 40 W (5') or 44 W HO (4') T8; or one 36 - 55 W (4-pin) long compact fluorescent lamp (see Table 1). It is also compatible with most one-, two-, three- and four-lamp electronic, standard, energy-saving and dimming AC ballasts. If used in an emergency-only fixture, no AC ballast is necessary. The LP550 is suitable for indoor and damp locations and for sealed and gasketed fixtures, including fixtures rated for wet locations. It is not suitable for air handling heated air outlets or wet or hazardous locations. For information about specific lamp and ballast compatibility, please call the factory. Recommended applications include: emergency lighting for pendant, cove, recessed indirect/direct, surface-mount and architectural lighting commonly used in office, hospitality, health care, retail and educational facilities.

OPERATION

When AC power fails, the LP550 immediately switches to the emergency mode, operating one lamp at a reduced lumen output for a minimum of 90 minutes. When AC power is restored, the emergency ballast automatically returns to the charging mode and, using a patented circuit, delays AC ballast operation for approximately three seconds to prevent false tripping of the AC ballast end-of-lamp-life shutdown circuits.

INSTALLATION

The LP550 does not affect normal fixture operation and may be used with either a switched or unswitched fixture. If a switched fixture is used, an unswitched hot must be connected to the emergency ballast. The emergency ballast must be fed from the same branch circuit as the AC ballast. The LP550 may be installed inside or on top of the fixture. Installation is not recommended with fixtures where the ambient temperature may fall below 0°C.

EMERGENCY ILLUMINATION

Depending on the wattage and type of lamp selected, the LP550 produces 390 to 700 lumens initial emergency light output (see Table 2). During emergency operation, one lamp is illuminated, even if installed with a multi-lamp AC ballast.

SPECIFICATION

Emergency lighting shall be provided by using a standard fluorescent fixture equipped with a Philips Bodine LP550 low-profile emergency ballast. The LP550 shall consist of a high-temperature, maintenance-free nickel-cadmium battery, charger and electronic circuitry contained in one 18.5" x 1.18" x 1.18" galvanized steel case. A solid-state charging indicator light to monitor the charger and battery, a single-pole test switch and installation hardware shall be provided. The emergency ballast, using a patented circuit, shall delay AC ballast operation for approximately three seconds to prevent false tripping of AC ballast end-of-lamp-life shutdown circuits. The emergency ballast shall be capable of operating one _____ fluorescent lamp at _____ lumens (see Table 2) initial light output in the emergency mode for a minimum of 90 minutes. It shall be suitable for indoor and damp locations and for sealed and gasketed fixtures, including fixtures rated for wet locations. The LP550 shall have 2.6 Watts of input power and a 15.0 Watt-hour battery capacity and shall exceed emergency standards set forth by the current NEC. The emergency ballast shall be UL Listed for installation inside or on top of the fixture.

WARRANTY

Model LP550 is warranted for five (5) full years from date of purchase. Please see detailed warranty information on our web site.

© 2016 Philips Lighting Holding B.V. All rights reserved. Philips reserves the right to make changes in specifications and/or to discontinue any product at any time without notice or obligation and will not be liable for any consequences resulting from the use of this publication.



Philips Emergency Lighting
236 Mt. Pleasant Rd.
Collierville, TN 38017
Tech Support: 888.263.4638
Sales: 800.223.5728