

PHILIPS bodine

Emergency Backup

Inverter

ELI-S-20



Project: _____
Type: _____
Model No: _____ Qty: _____
Date: _____
Notes: _____

Sinusoidal (Sine Wave) Output
20 or 25 Watts Power
Auto Select 120 or 277 VAC
Code-Compliant 90-Minute Runtime

Product order number: ELIS20 (metal case)

Specifications

UL Listed for US and Canada

Listed to UL924 and tested to CSA 22.2 No. 141
Field or Factory Installation (Indoor and Damp)
Output Class 2 Compliant

Illumination Time

90 Minutes

Maximum Load Power (including AC ballast/driver)

20 W (0°C to 50°C) UL and CSA
25 W (0°C to 45°C) UL only

Full Warranty

5 years (NOT pro-rata)

AC Input Voltage

120 or 277 VAC, 60 Hz

AC Input Current

65 mA

AC Input Power Rating

8.0 W

Output Voltage

120/277 VAC (Auto Select), 60Hz

Output Current

120 V, 165 or 210 mA 277 V, 72 or 90 mA

Test Switch

Single Pole (Momentary)

Battery

High-Temperature, Maintenance-Free,
Nickel-Cadmium Battery,
7- to 10-year life expectancy

Battery Charging Current

250 mA

Recharge Time

24 Hours

Charging Indicator Light

LED

Temperature Rating (Ambient)

32° F to 122° F (0° C to 50° C) for 20 W
32° F to 113° F (0° C to 45° C) for 25 W

Weight

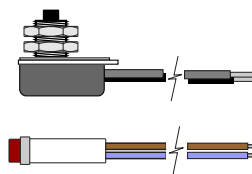


5 lbs. (2.3 kg)

Benefits:

- Sine wave output
- Fused output load connections
- Works with LED and fluorescent fixtures
- Ideal for (but not limited to) screw-base LED lamps
- Auto Select feature helps reduce wiring errors
- Compatible with AC (line voltage) driven TLED lamps
- Remote-mounting up to 250 feet maximum

Dimensions

16.6" x 2.8" x 2.85" (mounting center - 16.05")



A test switch and charging indicator light is provided.



ELI-S-20

Backup Inverter with 25W sinusoidal output

APPLICATION

The Philips Bodine ELI-S-20 Emergency Lighting Inverter works in conjunction with a fluorescent or LED fixture to create an emergency lighting system. The ELI-S-20 operates a maximum load of 20 or 25 W at unity power factor. It allows the connected fixture(s) to be on, off, switched or dimmed without affecting emergency operation. Each unit consists of a high-temperature nickel-cadmium battery, charger and electronic circuitry in one steel case. The ELI-S-20 provides power to the input side of the fixture, including the ballast, and can be used with indoor or outdoor emergency fixture applications.

OPERATION

Upon failure of normal power, the ELI-S-20 instantly begins providing emergency power to the connected lighting load for a minimum of 90 minutes. A solid-state low voltage disconnect circuit protects the inverter battery from severe damage by deep discharge during prolonged power failures. When normal power is restored, the ELI-S-20 automatically returns to charge mode. The battery capacity is fully restored in 24 hours.

INSTALLATION

The ELI-S-20 does not affect normal fixture operation and may be used with a switched or unswitched fixture. It can be installed in close proximity to the fixture or remote from the fixture (up to 250 feet).

EMERGENCY ILLUMINATION

The ELI-S-20 supports emergency illumination for a minimum of 90 minutes. At a maximum of 20 W (or 25 W at 0°C to 45°C) at unity power factor the ELI-S-20 will provide input power to ballasted lamp supporting it at 100% of the AC rated output throughout the 90-minute emergency illumination period.

SPECIFICATION

Emergency lighting shall be provided by using a standard fixture equipped with a Philips Bodine ELI-S-20. Each unit consists of a high-temperature, maintenance free nickel-cadmium battery, charger and electronic circuitry contained in one 16.6" x 2.8" x 2.85" metal case. Solid-state indicator lights signal operational status. The ELI-S-20 unit shall be capable of powering any fluorescent or LED lighting fixture rated at a maximum of 20 W or 25 W at 0°C to 45°C

(at unity power factor) for a minimum 90 minutes regardless of local switch position. The ELI-S-20 shall allow the connected fixture(s) to be on, off, switched or dimmed without affecting emergency operation. The ELI-S-20 unit shall exceed emergency standards set forth by the current NEC and CEC. It shall be UL Listed (Pending) for factory or field installation.

WARRANTY

The ELI-S-20 is warranted for five (5) years from the date of manufacture. This warranty covers only properly installed Philips Bodine emergency ELI-S-20s used under normal conditions. For the warranty period, Philips Emergency Lighting will, at its option, repair or replace without charge a defective inverter, provided it is returned to the factory transportation prepaid and our inspection determines it to be defective under terms of the warranty. Repair or replacement, as stated above, shall constitute the purchaser's exclusive warranty, which does not extend to transportation, installation, labor or any other charges; nor does it apply to any equipment of another manufacturer used in conjunction with the inverter.

© 2017 Philips Lighting Holding B.V. All rights reserved. Philips reserves the right to make changes in specifications and/or to discontinue any product at any time without notice or obligation and will not be liable for any consequences resulting from the use of this publication.

Document order number: L2500003 17.11



Philips Emergency Lighting
236 Mt. Pleasant Rd.
Collierville, TN 38017
Tech Support: 888.263.4638
Sales: 800.223.5728

philips.com/bodine