

CF94GU

EMERGENCY LIGHTING EQUIPMENT

PHILIPS bodine

A Division Of Philips Electronics North America Corporation

**Open circuit design;
One lamp emergency
illumination for 4-pin fluorescent lamps
(without integral starter);
End-of-lamp-life compatible
Universal Input Voltage**

Product Summary

UL COMPONENT RECOGNIZED

Factory Installation Only



Illumination Time

90 Minutes

Initial Light Output

300 - 750 Lumens

Full Warranty

2 Years (NOT pro-rata)

Universal Input Voltage

120 Through 277 VAC, 50 or 60 Hz

AC Input Current

70 mA

AC Input Power Rating

5.5 Watts

Test Switch

Single Pole

Battery

High-Temperature,
Maintenance-Free
Nickel-Cadmium Battery
7- to 10-Year Life Expectancy

Battery Charging Current

280 mA

Recharge Time

36 Hours

Charging Indicator Light

LED

Temperature Rating (Ambient)

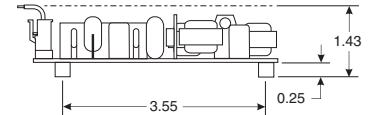
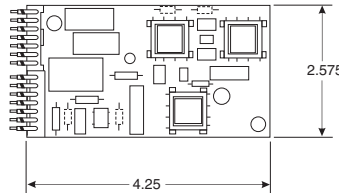
0°C to + 55°C
(32°F to 131°F)

Dimensions

4.25" x 2.575" x 1.25"
(108 mm x 66 mm x 32 mm)
Vertical Mounting Center 1.85" (47 mm)
Horizontal Mounting Center 3.55" (90 mm)

Weight

1.6 lbs. (0.73 kg)



APPLICATION

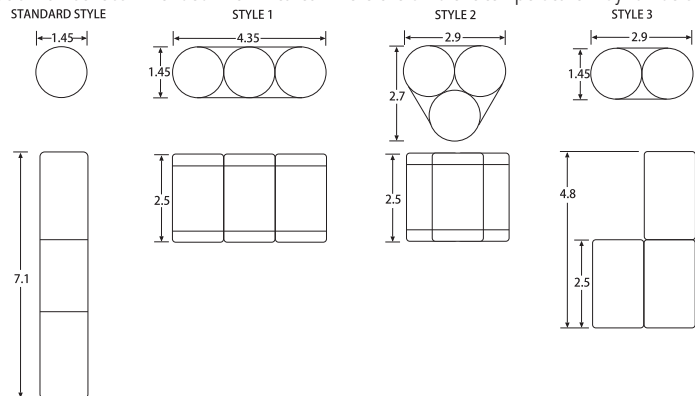
The CF94GU open circuit design is a UL RECOGNIZED COMPONENT that works in conjunction with an AC ballast to convert fluorescent fixtures into emergency lighting. The open circuit design consists of a high-temperature nickel-cadmium battery (available in four configurations for ease of installation), charger and electronic circuitry on one open circuit board. A single-pole push-button test switch and LED charging indicator light are also provided. The CF94GU can be used with one 13 - 42 W (4-pin) twin, quad or triple twin-tube compacts. It is also compatible with most one-, two-, three- and four-lamp electronic, standard, energy-saving and dimming AC ballasts. If used in an emergency-only fixture, no AC ballast is necessary. This component is incomplete in certain construction features or restricted in performance capabilities. It is not intended for separate field installation; rather it is intended for use as a component of complete equipment submitted for investigation by Underwriters Laboratories. Final acceptance of the component in the complete equipment is dependent upon its installation and use in accordance with all applicable conditions and ratings noted in the component report issued by UL. The CF94GU may be used in a variety of fluorescent fixtures. The CF94GU is suitable for indoor and damp locations and for sealed & gasketed fixtures. **The CF94GU is recommended for use with low mercury/amalgam (green) compact fluorescent lamps.** For information about specific lamp and ballast compatibility, please call the factory.

OPERATION

When AC power fails, the CF94GU immediately switches to the emergency mode, operating one lamp at a reduced lumen output for a minimum of 90 minutes. When AC power is restored, the CF94GU automatically returns to the charging mode and, using a patented circuit, delays AC ballast operation for up to five seconds to prevent false tripping of the AC ballast end-of-lamp-life shutdown circuits.

INSTALLATION

The CF94GU does not affect normal fixture operation and may be used with either a switched or unswitched fixture. If a switched fixture is used, an unswitched hot lead must be connected to the emergency ballast. The emergency ballast must be fed from the same branch circuit as the AC ballast. Installation is not recommended with fixtures where the ambient temperature may fall below 0°C.



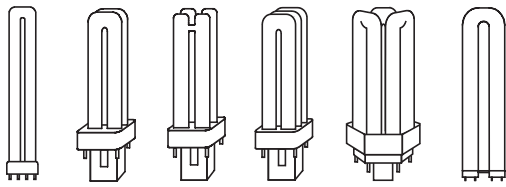
Specifiers Reference

L3000014

Project _____ Type _____ Model No. _____

Comments _____

02/22/12 © Philips Emergency Lighting
P.O. Box 460 Collierville, TN USA 38027-0460
Sales 800-223-5728 FAX 901-853-5009
Tech. Support 888-263-4638
www.philips.com/bodine



CF94GU

EMERGENCY LIGHTING EQUIPMENT

**Open circuit design;
One lamp emergency
illumination for 4-pin fluorescent
lamps (without integral starter)
Universal Input Voltage**

UL AND CODE COMPLIANCE

The CF94GU has been tested by Underwriters Laboratories in accordance with the standards set forth in UL 924, "Emergency Lighting and Power Equipment," and is UL Component Recognized for factory installation only. Emergency illumination time exceeds the National Electrical Code (NEC), Life Safety Code (NFPA-LSC) and UL 90-minute requirements.

EMERGENCY ILLUMINATION

Depending on the wattage and type of lamps selected, the CF94GU produces 300 to 750 lumens initial emergency light output (see Table 1). During emergency operation, one lamp is illuminated, even if installed with a multi-lamp AC ballast.

SPECIFICATION

Emergency lighting shall be provided by using a standard fluorescent fixture equipped with a Philips Bodine CF94GU emergency ballast. The emergency ballast shall consist of a high-temperature, maintenance-free nickel-cadmium battery, charger and electronic circuitry contained in an open circuit design. A test switch and installation hardware shall be provided. The emergency ballast, using a patented circuit, shall delay AC ballast operation for up to five-seconds to prevent false tripping of AC ballast end-of-lamp-life shutdown circuits. The emergency ballast shall be capable of operating one _____ fluorescent lamp at _____ lumens (see Table 1) initial light output in the emergency mode for a minimum of 90 minutes. It shall be suitable for indoor and damp locations and for sealed & gasketed fixtures. The CF94GU shall have 5.5 Watts of input power and a 14.4 Watt-hour battery capacity and shall comply with emergency standards set forth by the current NEC. The emergency ballast shall be UL Component Recognized for factory installation only and shall be warranted for a full two years from date of purchase.

WARRANTY

The CF94GU is warranted for two (2) full years from date of purchase. This warranty covers only properly installed Philips Bodine emergency ballasts used under normal conditions. For the warranty period, Philips Emergency Lighting will, at its option, repair or replace without charge a defective emergency ballast, provided it is returned to the factory transportation prepaid and our inspection determines it to be defective under terms of the warranty. Repair or replacement, as stated above, shall constitute the purchaser's exclusive warranty, which does not extend to transportation, installation, labor or any other charges; nor does it apply to any equipment of another manufacturer used in conjunction with the emergency ballast.

Table 1 - Initial Lumen Output

LAMP (4-PIN)	LUMENS
	1 Lamp
PL-T 42 W/4P, Dulux T/E 42W, F42TBX/4P	750
PL-T 32 W/4P, Dulux T/E 32 W, F32TBX/4P	700
PL-T 26 W/4P, Dulux T/E 26 W, F26TBX/4P	600
PL-T 18 W/4P, Dulux T/E 18 W, F18TBX/4P	325
PL-C 26 W/4P, Dulux D/E 26 W, F26DBX/4P	400
PL-C 18 W/4P, Dulux D/E 18 W, F18DBX/4P	315
PL-C 13 W/4P, Dulux D/E 13 W, F13DBX/4P	300
PL-L 40 W, Dulux L 40 W, F40/30BX/4P	650
PL-L 36 W, Dulux L 39 W, F39/38BX/4P	650
PL-L 24 W, Dulux L 27 W, F27/24BX/4P	400
PL-C 18 W, Dulux L 18 W, F18 BX	350
PL-T 33 W Energy Advantage	700
TL5C 22 W	550

L3000014

02/22/12 © Philips Emergency Lighting
P.O. Box 460 Collierville, TN USA 38027-0460
Sales 800-223-5728 FAX 901-853-5009
Tech. Support 888-263-4638
www.philips.com/bodine

For the most current technical information and notices, please visit TechNotes on our website.