

# B426

EMERGENCY LIGHTING EQUIPMENT

# PHILIPS bodine

## Emergency illumination for one or two 2-pin compact lamps

A Division Of Philips Electronics North America Corporation

### Product Summary

#### UL LISTED

Factory or Field Installation  
(Indoor and Damp)



#### Illumination Time

90 Minutes

#### Initial Light Output

450 - 950 Lumens

#### Full Warranty

2 Years (NOT pro-rata)

#### Dual Input Voltage

120/277 VAC, 60 Hz

#### AC Input Current

270 mA

#### AC Input Power Rating

3.5 Watts

#### Test Switch

Single Pole

#### Battery

High-Temperature,  
Maintenance-Free  
Nickel-Cadmium Battery  
7- to 10-Year Life Expectancy

#### Battery Charging Current

270 mA

#### Recharge Time

24 Hours

#### Charging Indicator Light

LED

#### Temperature Rating (Ambient)

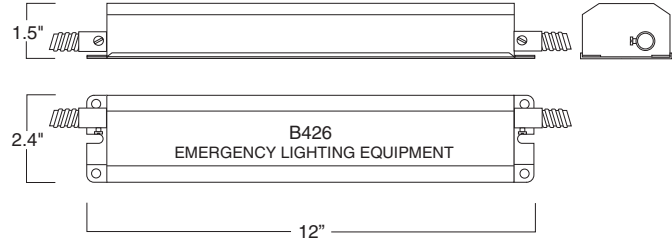
0°C to +50°C  
(32°F to 122°F)

#### Dimensions

12" x 2.4" x 1.5"  
(304 mm x 60 mm x 38 mm)  
2' (610 mm) Flex Conduit Each End  
Mounting Center 11.5" (292 mm)

#### Weight

3.9 lbs. (1.8 kg)



### APPLICATION

The B426 works in conjunction with an AC ballast to convert new or existing compact fluorescent fixtures into emergency lighting. The emergency ballast consists of a high-temperature nickel-cadmium battery, charger and electronic circuitry in one compact red case. The B426 can be used with one or two 10, 13, 18 or 26 W (2-pin) twin, double twin (quad) or triple twin-tube compact fluorescent lamps (see Table 1). If used in an emergency-only fixture, no AC ballast is necessary. The B426 is suitable for indoor and damp locations. It is not suitable for air handling heated air outlets or wet or hazardous locations. For information about specific lamp and ballast compatibility, please call the factory.

### OPERATION

When AC power fails, the B426 immediately switches to the emergency mode, operating one or two lamps at a reduced lumen output for a minimum of 90 minutes. When AC power is restored, the emergency ballast automatically returns to the charging mode.

### WARRANTY

Model B426 is warranted for two (2) full years from date of purchase. This warranty covers only properly installed Philips Bodine emergency ballasts used under normal conditions. For the warranty period, Philips Emergency Lighting will, at its option, repair or replace without charge a defective emergency ballast, provided it is returned to the factory transportation prepaid and our inspection determines it to be defective under terms of the warranty. Repair or replacement, as stated above, shall constitute the purchaser's exclusive warranty, which does not extend to transportation, installation, labor or any other charges; nor does it apply to any equipment of another manufacturer used in conjunction with the emergency ballast.

### UL and CODE COMPLIANCE

The B426 has been tested by Underwriters Laboratories in accordance with the standards set forth in UL 924, "Emergency Lighting and Power Equipment," and is UL Listed for factory or field installation. Emergency illumination exceeds the National Electrical Code (NEC), Life Safety Code (NFPA-LSC) and UL 90-minute requirements.

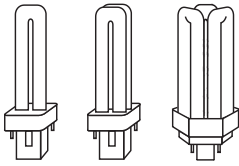
*Emergency ballasts can be modified to accommodate special voltages, frequencies and longer run times.*

### Specifiers Reference

Project \_\_\_\_\_ Type \_\_\_\_\_ Model No. \_\_\_\_\_  
Comments \_\_\_\_\_

L3000003

03/25/11 © Philips Emergency Lighting  
P.O. Box 460 Collierville, TN USA 38027-0460  
Sales 800-223-5728 FAX 901-853-5009  
Tech. Support 888-263-4638  
www.philips.com/bodine




# B426

EMERGENCY LIGHTING EQUIPMENT

## Emergency illumination for one or two 2-pin compact lamps

### INSTALLATION

The B426 does not affect normal fixture operation and may be used with either a switched or unswitched fixture. If a switched fixture is used, an unswitched hot must be connected to the emergency ballast. The emergency ballast must be fed from the same branch circuit as the AC ballast. The B426 may be installed inside, on top of or remote from the fixture. The emergency ballast may be remotely installed up to half the distance the AC ballast manufacturer recommends removing the AC ballast from the lamp or up to 50 feet, whichever is less. Installation is not recommended in fixtures where the ambient temperature may fall below 0°C. For simple visual inspection of the charging indicator light and easy operational testing, the test/monitor plate can be installed near the fixture wall switch. It may also be installed in the ceiling near the fixture to ensure an unobtrusive installation.



*A Test/Monitor Plate with separate test switch and charging indicator light is provided. Upon request, a Test/Monitor Plate with a single illuminated test switch is provided.*

### EMERGENCY ILLUMINATION

Depending on the number (one or two), wattage and type of lamps selected, the B426 produces 450 - 950 lumens initial emergency light output. If two-lamp operation is selected, light output is evenly divided between the lamps for better distribution of emergency illumination.

### SPECIFICATON

Emergency lighting shall be provided by using a twin-tube, double twin-tube (quad) or triple twin-tube compact fluorescent fixture equipped with a Philips Bodine B426 emergency ballast. The B426 shall consist of a special high-temperature, maintenance-free nickel-cadmium battery, charger and electronic circuitry contained in one compact 12" x 2 3/8" x 1 1/2" red metal case and two wire harnesses with a 2' length of flexible conduit on each end. A solid-state charging indicator light to mointor the charger and battery, a single-pole test switch and installation hardware shall be provided. The emergency ballast shall be capable of operating [one or two] \_\_\_\_\_ compact fluorescent lamp(s) (see Table 2) at \_\_\_\_\_ lumens (see Table 2) initial light output in the emergency mode for a minimum of 90 minutes. It shall be suitable for indoor and damp locations. The B426 shall have 3.5 Watts of input power and a 19.2 Watt-hour battery capacity and shall exceed emergency standards set forth by the current NEC. The emergency ballast shall be UL LISTED for installation inside, on top of or remote from the fixture and shall be warranted for a full two years from date of purchase.

Table 1 - Lamp Compatibility

WATTAGE	BASE
10,13,18,26	G24d
13	GX23

Table 2 - Initial Lumen Output

LAMP WATTAGE	LUMEN OUTPUT
26W	950 Lumens
18W	650 Lumens
13W	500 Lumens
10W	450 Lumens

L3000003

03/25/11 © Philips Emergency Lighting  
 P.O. Box 460 Collierville, TN USA 38027-0460  
 Sales 800-223-5728 FAX 901-853-5009  
 Tech. Support 888-263-4638  
 www.philips.com/bodine

*For the most current technical information and notices, please visit TechNotes on our website.*