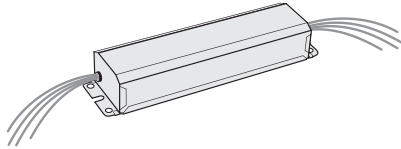


# ORDERING CODE SHEET

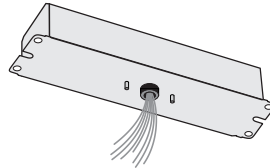
For BDL940 and BDL94C products

# PHILIPS bodine

## TYPE 1

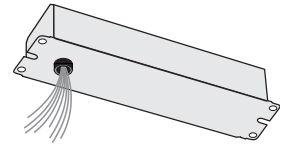


## BDL940 TYPE 2



- Hole in lid so wires exit product from the bottom.
- Threaded studs so product can be mounted on a J-box plate.

## TYPE 3



- Consult factory for alternate hole placement.

Option 1 Test Switch and LED on Wall Plate	Option 2 ITS on Wall Plate	Option 3 Loose ITS Parts Kit	Option 4 Loose Test Switch and LED Parts Kit	Option 5 Loose Test Switch and Tabbed LED Parts Kit

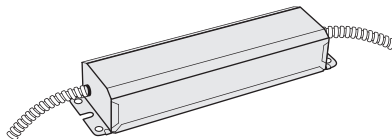
### ORDERING CODE

BDL940 TYPE \_\_\_\_\_

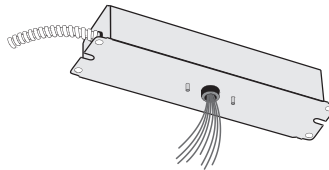
OPTION \_\_\_\_\_

# BDL94C

## TYPE 1



## TYPE 2



- Test switch and LED wires exit product through conduit.
- Remaining wires exit through lid.
- Threaded studs so product can be mounted on a J-box plate.

Option 1 Test Switch and LED on Wall Plate	Option 2 ITS on Wall Plate	Option 3 Loose ITS Parts Kit	Option 4 Loose Test Switch and LED Parts Kit	Option 5 Loose Test Switch and Tabbed LED Parts Kit	Option 6 ITS in Conduit Body

### ORDERING CODE

BDL94C TYPE \_\_\_\_\_

OPTION \_\_\_\_\_

03/02/09

© Philips Emergency Lighting

A Division of Philips Electronics North America Corporation

236 Mt. Pleasant Rd. • Collierville, TN USA 38017-2752 • Tech Support 888-263-4638 • Fax 901-854-1630 • www.philips.com/bodine

LF400003